

National Institutional Ranking Framework

Ministry of Education

Government of India

Welcome to Data Capturing System: OVERALL

Submitted Institute Data for NIRF'2023'

Institute Name: Shree Chanakya Education Society's Indira Global Bussiness School Address: Sr. No. 64,65, Gat no. 276, Parandwadi, Near Somatane Phata, Off Old Pune Mumbai Highway, Taluka-Maval District Pune 410506 [IR-O-C-41359]

Sanctioned (Approved) Intake

Academic Year	2021-22	2020-21	2019-20	2018-19	2017-18	2016-17
PG [2 Year Program(s)]	60	60	-	-	-	-

Total Actual Student Strength (Program(s) Offered by Your Institution)

(All programs of all years)	No. of Male Students	No. of Female Students	Total Students	Within State (Including male & female)	Outside State (Including male & female)	Outside Country (Including male & female)	Economically Backward (Including male & female)	Socially Challenged (SC+ST+OBC Including male & female)	No. of students receiving full tuition fee reimbursement from the State and Central Government	No. of students receiving full tuition fee reimbursement from Institution Funds	No. of students receiving full tuition fee reimbursement from the Private Bodies	No. of students who are not receiving full tuition fee reimbursement
PG [2 Year Program(s)]	89	40	129	121	8	0	9	29	11	0	0	27

Placement & Higher Studies

PG [2 Years Program(s)]: Placement & higher studies for previous 3 years

Academic Year	No. of first year students intake in the year	No. of first year students admitted in the year	Academic Year	No. of students graduating in minimum stipulated time	No. of students placed	Median salary of placed graduates(Amount in Rs.)	No. of students selected for Higher Studies
2018-19	60	61	2019-20	61	54	500000(Five Lakh)	0
2019-20	60	63	2020-21	62	54	470000(Four Lakh Seventy thousand)	1
2020-21	60	65	2021-22	65	48	500000(Five Lakh)	0

Ph.D Student Details

Ph.D (Student pursuing doctoral program till 2021-22 Students admitted in the academic year 2022-23 should not be entered here.)			
		Total Students	
Full Time		0	
Part Time		0	
No. of Ph.D students graduated (including Integrated Ph.D)			
		2021-22	2020-21
Full Time		0	0
Part Time		0	0



PG (Student pursuing MD/MS/DNB program till 2021-22 Students admitted in the academic year 2022 - 23 should not be entered here)			
Number of students pursuing PG (MD/MS/DNB) program			0
No. of students Graduating in PG (MD/MS/DNB) program			
2021-22	2020-21	2019-20	
0	0	0	

Online Education


1. Does all programs/courses were completed on time.		Yes	
2. Measures taken to complete the syllabus of courses and programs.		To complete the syllabus of MBA Course, measures were taken to clear all the doubts of the students by using projector, webcam, speakers, etc. to complete the course on time.	
3. The period of delay in completion of syllabus (in months).		0	
4. The period of delay in conducting exams (in months).		0	
Portal Name	No. of students offered online courses which have credit transferred to transcript	Total no. of online courses which have credit transferred to the transcript	Total no. of credits transferred to transcript
Swayam	0	0	0
5. No. of courses developed and available online on Swayam platform by your institution faculty		0	

Financial Resources: Utilised Amount for the Capital expenditure for previous 3 years

Academic Year	2021-22	2020-21	2019-20
	Utilised Amount	Utilised Amount	Utilised Amount
Annual Capital Expenditure on Academic Activities and Resources (excluding expenditure on buildings)			
Library	12158 (Twelve thousand one hundred fifty eight only)	317959 (Three lakhs seventeen thousand nine hundred fifty nine only)	12380 (Twelve Thousand three hundred eighty only)
New Equipment for Laboratories	0 (Zero)	0 (Zero)	0 (Zero)
Engineering Workshops	0 (Zero)	0 (Zero)	0 (Zero)
Other expenditure on creation of Capital Assets (excluding expenditure on Land and Building)	241103 (Two lakhs forty one thousand one hundred three only)	53223 (Fifty three thousand two hundred twenty three only)	191039 (One lakh ninety one thousand thirty nine only)

Financial Resources: Utilised Amount for the Operational expenditure for previous 3 years

Academic Year	2021-22	2020-21	2019-20
	Utilised Amount	Utilised Amount	Utilised Amount
Annual Operational Expenditure			
Salaries (Teaching and Non Teaching staff)	8908746 (Eighty nine lakhs eight thousand seven hundred forty six only)	11519987 (One crore fifteen lakhs nineteen thousand nine hundred eighty seven only)	10060582 (One crore sixty thousand five hundred eighty two only)
Maintenance of Academic Infrastructure or consumables and other running expenditures(excluding maintenance of hostels and allied services,rent of the building, depreciation cost, etc)	10776670 (One Crore seven lakhs seventy six thousand six hundred seventy only)	11154658 (One crore eleven lakhs fifty four thousand six hundred fifty eight only)	9425896 (Ninty four lakhs twenty five thousand eight hundred ninty six only)
Seminars/Conferences/Workshops	0 (Zero)	0 (Zero)	0 (Zero)



IPR

Calendar year	2021	2020	2019
No. of Patents Published	0	0	0
No. of Patents Granted	0	0	0

Sponsored Research Details

Financial Year	2021-22	2020-21	2019-20
Total no. of Sponsored Projects	0	0	0
Total no. of Funding Agencies	0	0	0
Total Amount Received (Amount in Rupees)	0	0	0
Amount Received in Words	Zero	Zero	Zero

Consultancy Project Details

Financial Year	2021-22	2020-21	2019-20
Total no. of Consultancy Projects	0	0	0
Total no. of Client Organizations	0	0	0
Total Amount Received (Amount in Rupees)	0	0	0
Amount Received in Words	Zero	Zero	Zero

Executive Development Program/Management Development Programs


Financial Year	2021-22	2020-21	2019-20
Total no. of Executive Development Programs/ Management Development Programs	0	0	0
Total no. of Participants	0	0	0
Total Annual Earnings (Amount in Rupees)(Excluding Lodging & Boarding Charges)	0	0	0
Total Annual Earnings in Words	Zero	Zero	Zero

PCS Facilities: Facilities of physically challenged students

1. Do your institution buildings have Lifts/Ramps?	Yes, more than 60% of the buildings
2. Do your institution have provision for walking aids, including wheelchairs and transportation from one building to another for handicapped students?	Yes
3. Do your institution buildings have specially designed toilets for handicapped students?	Yes, more than 60% of the buildings

Accreditation

NBA Accreditation



1. Does your institute have a valid NBA Accreditation? NO

NAAC Accreditation

1. Does your institute have a valid NAAC Accreditation? NO

Faculty Details

Srno	Name	Age	Designation	Gender	Qualification	Experience (In Months)	Currently working with Institution?	Joining Date	Leaving Date	Appointment Type
1	Dr. KATISH DILIP ZAGADE	39	Associate Professor	Male	Ph.D	203	Yes	01-08-2012	-	Regular
2	Dr. PRIYANKA RICHAN GAREKAR	36	Assistant Professor	Female	Ph.D	163	Yes	01-08-2012	-	Regular
3	Dr. SUPRIYA RAVAN DESAI	34	Assistant Professor	Female	Ph.D	130	Yes	18-12-2012	-	Regular
4	Dr. VIRENDRA VASANT TATAKE	48	Dean (Principal) / Director / Vice Chancellor	Male	Ph.D	328	Yes	12-02-2018	-	Regular
5	Mrs. CHHAYA SHIVKUMAR BODURJWAR	33	Assistant Professor	Female	MBA	78	Yes	17-09-2020	-	Regular
6	Ms. NILAM CHARMANI NAIDU	33	Assistant Professor	Female	M.COM	82	Yes	23-08-2017	-	Regular



National Institutional Ranking Framework

Ministry of Education

Government of India

Welcome to Data Capturing System: MANAGEMENT

Submitted Institute Data for NIRF'2023'

Institute Name: Shree Chanakya Education Society's Indira Global Bussiness School Address: Sr. No. 64,65, Gat no. 276, Parandwadi, Near Somatane Phata, Off Old Pune Mumbai Highway, Taluka-Maval District Pune 410506 [IR-M-C-41359]

Sanctioned (Approved) Intake

Academic Year	2021-22	2020-21	2019-20	2018-19	2017-18	2016-17
PG [2 Year Program(s)]	60	60	-	-	-	-

Total Actual Student Strength (Program(s) Offered by Your Institution)

(All programs of all years)	No. of Male Students	No. of Female Students	Total Students	Within State (Including male & female)	Outside State (Including male & female)	Outside Country (Including male & female)	Economically Backward (Including male & female)	Socially Challenged (SC+ST+OBC Including male & female)	No. of students receiving full tuition fee reimbursement from the State and Central Government	No. of students receiving full tuition fee reimbursement from Institution Funds	No. of students receiving full tuition fee reimbursement from the Private Bodies	No. of students who are not receiving full tuition fee reimbursement
PG [2 Year Program(s)]	89	40	129	121	8	0	9	29	11	0	0	27


Placement & Higher Studies

PG [2 Years Program(s)]: Placement & higher studies for previous 3 years

Academic Year	No. of first year students intake in the year	No. of first year students admitted in the year	Academic Year	No. of students graduating in minimum stipulated time	No. of students placed	Median salary of placed graduates(Amount in Rs.)	No. of students selected for Higher Studies
2018-19	60	61	2019-20	61	54	500000(Five Lakh)	0
2019-20	60	63	2020-21	62	54	470000(Four Lakh Seventy thousand)	1
2020-21	60	65	2021-22	65	48	500000(Five Lakh)	0

Ph.D Student Details

Ph.D (Student pursuing doctoral program till 2021-22 Students admitted in the academic year 2022-23 should not be entered here.)			
			Total Students
Full Time			0
Part Time			0
No. of Ph.D students graduated (including Integrated Ph.D)			
	2021-22	2020-21	2019-20
Full Time	0	0	0
Part Time	0	0	0



Financial Resources: Utilised Amount for the Capital expenditure for previous 3 years

Academic Year	2021-22	2020-21	2019-20
	Utilised Amount	Utilised Amount	Utilised Amount
Annual Capital Expenditure on Academic Activities and Resources (excluding expenditure on buildings)			
Library (Books, Journals and e-Resources only)	12158 (Twelve thousand one hundred fifty eight only)	317959 (Three lakhs seventeen thousand nine hundred fifty nine only)	12380 (Twelve Thousand three hundred eighty only)
Expenditure on setting up/upgradation of laboratory	0 (ZERO)	0 (ZERO)	0 (ZERO)
Other expenditure on creation of Capital Assets (For setting up classrooms, seminar hall, conference hall , library excluding expenditure on Land ,Building, Roads etc.)	241103 (Two lakhs forty one thousand one hundred three only)	53223 (Fifty three thousand two hundred twenty three only)	191039 (One lakh ninety one thousand thirty nine only)

Financial Resources: Utilised Amount for the Operational expenditure for previous 3 years

Academic Year	2021-22	2020-21	2019-20
	Utilised Amount	Utilised Amount	Utilised Amount
Annual Operational Expenditure			
Salaries (Teaching and Non Teaching staff)	8908746 (Eighty nine lakhs eight thousand seven hundred forty six only)	11519987 (One crore fifteen lakhs ninteen thousand nine hundred eighty seven only)	10060582 (One crore sixty thousand five hundred eighty two only)
Maintenance of Academic Infrastructure or consumables and other running expenditures(excluding maintenance of hostels and allied services,rent of the building, depreciation cost, etc)	10776670 (One Crore seven lakhs seventy six thousand six hundred seventy only)	11154658 (One crore eleven lakhs fifty four thousand six hundred fifty eight only)	9425896 (Ninty four lakhs twenty five thousand eight hundred ninty six only)
Seminars/Conferences/Workshops	0 (ZERO)	0 (ZERO)	0 (ZERO)

Sponsored Research Details


Financial Year	2021-22	2020-21	2019-20
Total no. of Sponsored Projects	0	0	0
Total no. of Funding Agencies	0	0	0
Total Amount Received (Amount in Rupees)	0	0	0
Amount Received in Words	Zero	Zero	Zero

Consultancy Project Details

Financial Year	2021-22	2020-21	2019-20
Total no. of Consultancy Projects	0	0	0
Total no. of Client Organizations	0	0	0
Total Amount Received (Amount in Rupees)	0	0	0
Amount Received in Words	Zero	Zero	Zero

Executive Development Program/Management Development Programs

Financial Year	2021-22	2020-21	2019-20



Total no. of Executive Development Programs/ Management Development Programs	0	0	0
Total no. of Participants	0	0	0
Total Annual Earnings (Amount in Rupees)(Excluding Lodging & Boarding Charges)	0	0	0
Total Annual Earnings in Words	Zero	Zero	Zero

PCS Facilities: Facilities of physically challenged students

1. Do your institution buildings have Lifts/Ramps?	Yes, more than 60% of the buildings
2. Do your institution have provision for walking aids, including wheelchairs and transportation from one building to another for handicapped students?	Yes
3. Do your institution buildings have specially designed toilets for handicapped students?	Yes, more than 60% of the buildings

Faculty Details

Srno	Name	Age	Designation	Gender	Qualification	Experience (In Months)	Currently working with institution?	Joining Date	Leaving Date	Association type
1	Dr VIRENDRA VASANT TATAKE	48	Dean / Principal / Director / Vice Chancellor	Male	Ph.D	328	Yes	12-02-2016	-	Regular
2	Dr AATISH DILIP ZAGADE	39	Associate Professor	Male	Ph.D	203	Yes	01-08-2012	-	Regular
3	Dr PRIYANKA ROHAN DAREKAR	36	Assistant Professor	Female	Ph.D	143	Yes	01-08-2012	-	Regular
4	Dr SUPRIYA PAWAN DESAI	34	Assistant Professor	Female	Ph.D	135	Yes	19-12-2012	-	Regular
5	Ms NILAM DHARANI NAIDU	33	Assistant Professor	Female	M.COM	92	Yes	22-08-2017	-	Regular
6	Mrs CHHAYA SHIVKUMAR BODKURWAR	33	Assistant Professor	Female	MBA	78	Yes	17-09-2020	-	Regular

